










[www.sse.com.cn](http://www.sse.com.cn)

2023			2023	12	31
156,000,000	10	2.34	36,504,000		
			30.30%		



**1**

2

SMBB




MBB

SMBB

SmartWire 0BB

HJT



1

2

3

BOM

MES

4

OEM/ODM

1.

(1)

2021 3

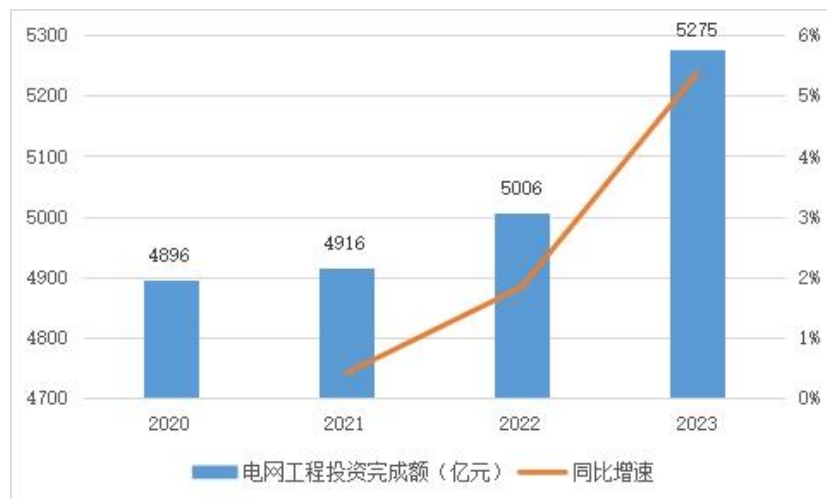
2023 7

6,700

51%

48%

2020-2023



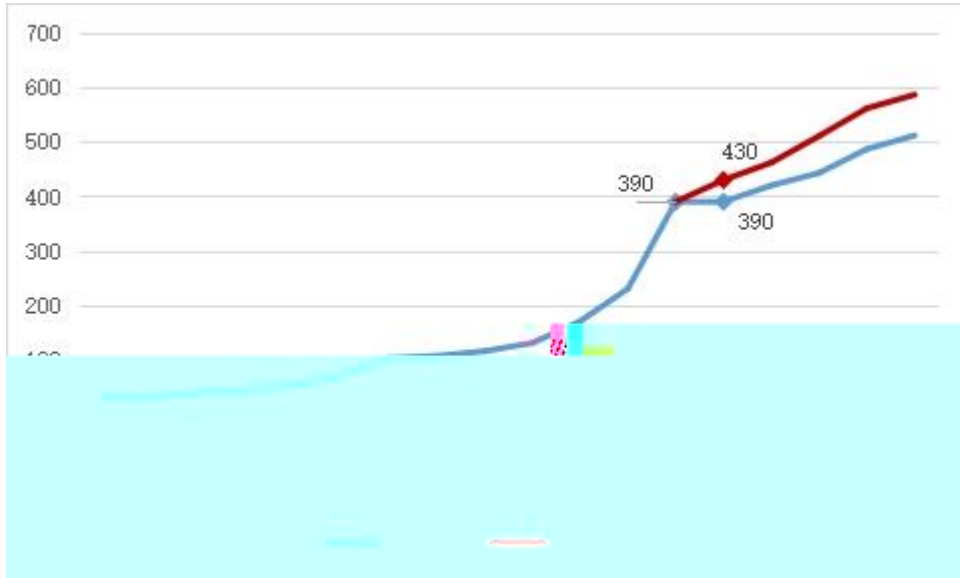
(2)

2023 7 16  
2023  
2023 11 15  
2024  
2030  
2030  
2023  
2023  
2023  
2024  
2023  
2023  
2023  
2024

216.88GW  
145.12%  
499GW  
69.3%  
190-220GW  
390-430GW

2011-2023

GW



2023 N  
23.0% HJT

P N  
2.6% XBC

26.5%  
2022  
0.9%

N  
TOPCon

2030 N

95% N

2022-2030

%



PCS

CQC UL CB RoHS FCC( ) IC( ) VDE

CE

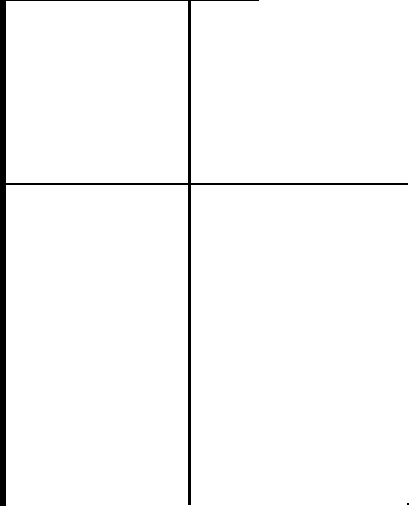

3.

3C

2023 N

TOPCon

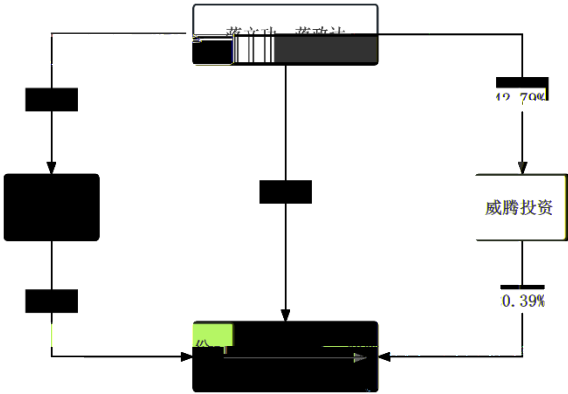
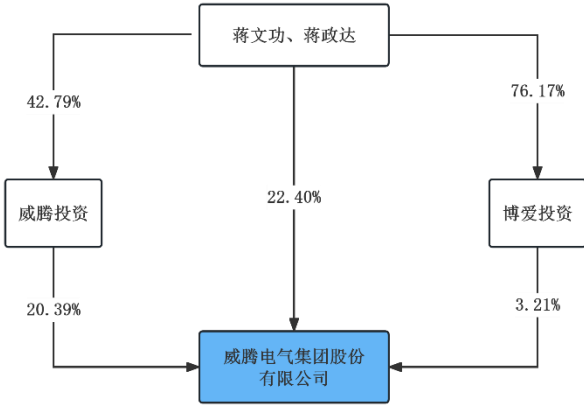
HJT XBC

--	--	--	--	--	--

	1-3	4-6	7-9	10-12
	430,451,200.85	603,510,103.59	973,700,915.04	840,001,756.92
	13,285,171.43	25,232,088.90	46,246,459.03	35,699,831.57
	10,329,039.86	24,666,325.16	46,051,872.00	36,252,199.97
	-64,389,348.88	-173,806,116.31	-124,584,782.14	143,502,861.67



1.20  
28.48  
72.30% 2023  
74.03%  
87.37%  
9,198.51  
54.74%